

**Make Your Own  
Brand New Reader!**


(Write your title here.)


(Draw a picture from your story here.)


BY \_\_\_\_\_ ILLUSTRATED BY \_\_\_\_\_

## BRAND NEW READERS CAN ALSO BE BRAND NEW WRITERS!

- ▶ This book is for stories your children make up.
  - ▶ They can make up their own stories starring themselves.
  - ▶ They can make up new stories about their favorite Brand New Reader characters. You can help, of course.
  - ▶ They can write the words themselves or together with you.
  - ▶ They can draw the pictures and tell you what words to write.
  - ▶ Your children can make up long stories or short stories or just make a book of pictures and words. You can help most by making it easy and fun.
  - ▶ Three things about Brand New Writers:
    - Often they like to draw the pictures first.
    - Sometimes they forget what their stories say and need help reading them.
    - They can never can get too much praise.
-









My Brand New Reader is about \_\_\_\_\_

Four horizontal lines for writing the story.



(Draw a picture from your story here.)

Learn more at [www.brandnewreaders.com](http://www.brandnewreaders.com).

Candlewick Press  
99 Dover Street  
Somerville, Massachusetts 02144  
[www.candlewick.com](http://www.candlewick.com)



- Instructions:
1. Print double-sided (if your printer can not print double-sided you can use the extra pages to make longer books).
  2. Cut the pages in half along the dotted lines.
  3. Staple at the left-hand margin.